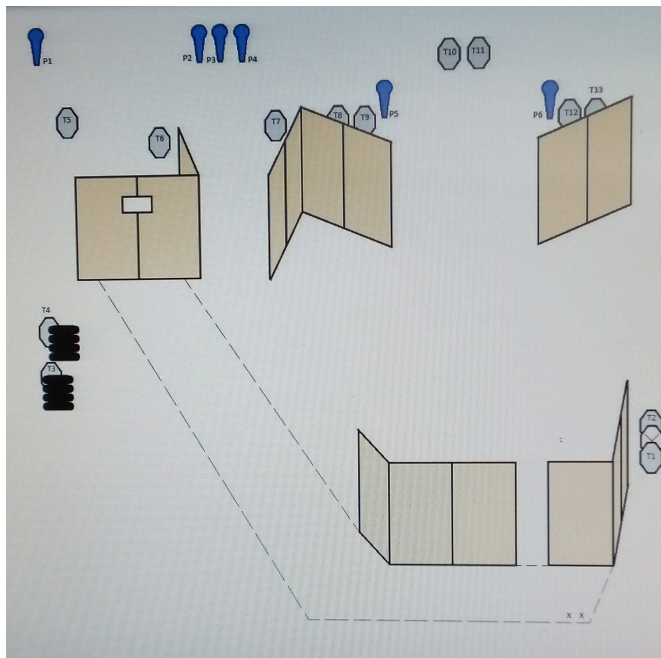


Černá Hora Cup 1.Kolo - Situace 1 - 2024-03-16



Stage Results - Classic

Place	Name	No.	Class	Div	PF	Points	Pen	Time	Hit Factor	Stage Pts	Stage %
1	Šamalík, Josef		U	C	Min	148	0	29.56	5.0068	150.0000	100.00%
2	Radkovič, Michal		U	C	Min	126	20	26.39	4.0167	120.3374	80.22%

Stage Results - Open

Place	Name	No.	Class	Div	PF	Points	Pen	Time	Hit Factor	Stage Pts	Stage %
1	Hořínek, Miloš		U	O	Maj	142	0	14.10	10.0709	150.0000	100.00%
2	Kadlčík, Karel		U	O	Min	146	0	17.43	8.3764	124.7606	83.17%
3	Ševčík, Jan		U	O	Maj	144	0	17.95	8.0223	119.4868	79.66%
4	Pecha, Tomáš		U	O	Maj	138	0	17.34	7.9585	118.5365	79.02%
5	Neplech, Martin		U	O	Min	146	0	18.91	7.7208	114.9962	76.66%
6	Hudeček, František		U	O	Maj	133	10	17.54	7.0125	104.4474	69.63%
7	Maruška, Vítězslav		U	O	Min	146	0	21.80	6.6972	99.7513	66.50%
8	Kirinovič, Miroslav		U	O	Maj	131	30	21.32	4.7373	70.5596	47.04%
9	Štefánek, Lukáš		U	O	Min	148	0	31.96	4.6308	68.9727	45.98%
10	Bartoš, Richard		U	O	Maj	147	0	37.38	3.9326	58.5734	39.05%

Stage Results - Production

Place	Name	No.	Class	Div	PF	Points	Pen	Time	Hit Factor	Stage Pts	Stage %
1	Mikolášek, Daniel		U	P	Min	144	0	18.84	7.6433	150.0000	100.00%
2	Rangotis, Filip		U	P	Min	146	0	19.56	7.4642	146.4852	97.66%
3	Jedlička, Jiří		U	P	Min	146	0	19.85	7.3552	144.3451	96.23%
4	Cehelský, Petr		U	P	Min	140	0	20.78	6.7372	132.2185	88.15%
5	Barák, Roman		U	P	Min	140	0	21.37	6.5512	128.5681	85.71%
6	Jedlička, Jakub		U	P	Min	139	10	20.31	6.3516	124.6492	83.10%
7	Gabriel, Jiří		U	P	Min	140	0	22.26	6.2893	123.4277	82.29%
8	Míčová, Lenka		U	P	Min	136	0	22.29	6.1014	119.7398	79.83%
9	Kaprál, Vojtěch		U	P	Min	138	0	22.96	6.0105	117.9551	78.64%
10	Černý, Lubomír		U	P	Min	142	0	24.39	5.8221	114.2579	76.17%
11	Krejčířová, Lenka		U	P	Min	134	0	23.08	5.8059	113.9406	75.96%
12	Šalplachta, Vaclav		U	P	Min	139	10	22.75	5.6703	111.2802	74.19%
13	Černá, Lenka		U	P	Min	144	0	25.77	5.5879	109.6624	73.11%

14	Sitta, Jiří	U	P	Min	138	0	24.95	5.5311	108.5471	72.36%
15	Bouša, Tomáš	U	P	Min	120	0	21.98	5.4595	107.1429	71.43%
16	Kočí, Michal	U	P	Min	136	0	25.15	5.4076	106.1233	70.75%
17	Drásal, Michal	U	P	Min	140	0	26.24	5.3354	104.7066	69.80%
18	Jurásek, Petr	U	P	Min	136	0	25.73	5.2857	103.7311	69.15%
19	Kalbáč, Martin	U	P	Min	134	0	26.26	5.1028	100.1428	66.76%
20	Třinactý, Petr	U	P	Min	138	30	21.40	5.0467	99.0421	66.03%
21	Kaděrka, Rudolf	U	P	Min	138	0	27.91	4.9445	97.0351	64.69%
22	Míča, Rudolf	U	P	Min	138	0	28.17	4.8988	96.1395	64.09%
23	Langr, Ondřej	U	P	Min	126	0	26.14	4.8202	94.5964	63.06%
24	Malík, Pavel	U	P	Min	131	10	27.25	4.4404	87.1422	58.09%
25	Čajka, Tomáš	U	P	Min	134	0	30.50	4.3934	86.2213	57.48%
26	Koutná , Zuzana	U	P	Min	148	0	34.71	4.2639	83.6791	55.79%
27	Klíč, Karel	U	P	Min	140	0	34.11	4.1044	80.5482	53.70%
28	Rudiš, Ivan	U	P	Min	144	0	38.55	3.7354	73.3074	48.87%
29	Halata, Jaroslav	U	P	Min	132	0	38.44	3.4339	67.3907	44.93%
30	Melichar, Jiří	U	P	Min	140	0	40.94	3.4196	67.1104	44.74%
31	Pícha, Jiří	U	P	Min	132	0	39.09	3.3768	66.2701	44.18%
32	Mlynský , Miroslav	U	P	Min	130	0	39.59	3.2837	64.4418	42.96%
33	Pelikánova, Petra	U	P	Min	134	40	29.14	3.2258	63.3065	42.20%
34	Kučerík, Petr	U	P	Min	124	30	30.81	3.0510	59.8750	39.92%
35	Šalplachtová, Lenka	U	P	Min	128	20	41.74	2.5874	50.7786	33.85%

Stage Results - Production Optics

Place	Name	No.	Class	Div	PF	Points	Pen	Time	Hit Factor	Stage Pts	Stage %
1	Slavík, Daniel		U	PO	Min	136	0	13.75	9.8909	150.0000	100.00%
2	Pijáček, Petr		U	PO	Min	142	0	14.93	9.5111	144.2393	96.16%
3	Koudelka , Dan		U	PO	Min	132	0	14.06	9.3883	142.3783	94.92%
4	Mikolášek , Martin		U	PO	Min	135	10	15.25	8.1967	124.3069	82.87%
5	Pavelka, Tomáš		U	PO	Min	138	0	17.14	8.0513	122.1022	81.40%
6	Šporik, Jan		U	PO	Min	134	0	17.22	7.7816	118.0121	78.67%
7	Plch, Josef		U	PO	Min	138	0	18.65	7.3995	112.2161	74.81%
8	Mach, Petr		U	PO	Min	140	0	19.48	7.1869	108.9919	72.66%
9	Brázda, Robert		U	PO	Min	136	0	19.63	6.9282	105.0688	70.05%
10	Mička, Luděk		U	PO	Min	146	0	21.67	6.7374	102.1760	68.12%
11	Kozel, Richard		U	PO	Min	130	0	20.01	6.4968	98.5261	65.68%
12	Chovaniok, Jan		U	PO	Min	130	30	25.66	3.8971	59.1015	39.40%
13	Slivečka, Zdeněk		U	PO	Min	132	30	26.67	3.8245	58.0006	38.67%
14	Klusáčková, Hana		U	PO	Min	118	50	42.93	1.5840	24.0217	16.01%

Stage Results - Revolver

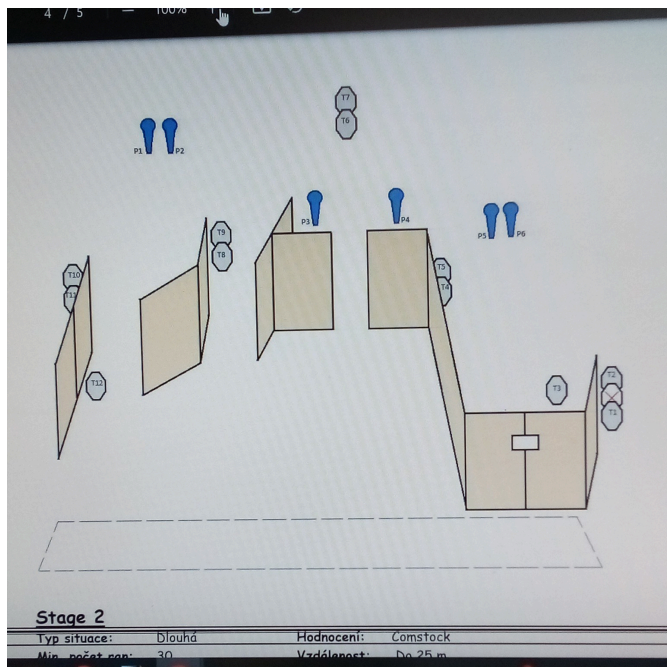
Place	Name	No.	Class	Div	PF	Points	Pen	Time	Hit Factor	Stage Pts	Stage %
1	Neumann, Michal		U	R	Maj	142	0	37.19	3.8182	150.0000	100.00%
2	Štefl, Miloslav		U	R	Min	140	0	36.75	3.8095	149.6579	99.77%
3	Knápek, Jaroslav		U	R	Maj	133	10	39.56	3.1092	122.1456	81.43%
4	Zajíček, Miloslav		U	R	Min	137	10	47.12	2.6952	105.8833	70.59%

Stage Results - Standard

Place	Name	No.	Class	Div	PF	Points	Pen	Time	Hit Factor	Stage Pts	Stage %
1	Jurásek, Ondřej		U	S	Maj	146	0	16.51	8.8431	150.0000	100.00%
2	Prečanová, Markéta		U	S	Min	140	0	17.31	8.0878	137.1881	91.46%
3	Rakušan, Josef		U	S	Maj	138	10	16.05	7.9751	135.2759	90.18%
4	Václavík, Jaroslav		U	S	Maj	146	0	18.98	7.6923	130.4795	86.99%
5	Šoustar, Ivo		U	S	Maj	142	0	19.53	7.2709	123.3308	82.22%

6	Kaluža, Jiří	U	S	Maj	136	10	17.74	7.1026	120.4765	80.32%
7	Rozehnal , Pavel	U	S	Min	136	0	19.36	7.0248	119.1569	79.44%
8	Michlíček, Lukáš	U	S	Min	138	20	17.42	6.7738	114.8998	76.60%
9	Grohol, Radim	U	S	Min	146	0	21.95	6.6515	112.8246	75.22%
10	Mudrich, Stanislav	U	S	Min	144	0	22.39	6.4314	109.0922	72.73%
11	David, Jaroslav	U	S	Maj	140	0	22.02	6.3579	107.8441	71.90%
12	Peša, Miroslav	U	S	Maj	144	0	23.60	6.1017	103.4990	69.00%
13	Janošek, Dušan	U	S	Min	134	0	21.99	6.0937	103.3630	68.91%
14	Topolovský, Lubomír	U	S	Min	125	10	19.22	5.9834	101.4916	67.66%
15	Kubík, Karel	U	S	Maj	135	30	18.11	5.7979	98.3459	65.56%
16	Jarco, Barsia	U	S	Min	134	0	23.43	5.7192	97.0103	64.67%
17	Vachoušková, Petra	U	S	Min	142	0	24.91	5.7005	96.6941	64.46%
18	Peša, Jaroslav	U	S	Maj	129	0	22.68	5.6878	96.4789	64.32%
19	Formánek, Kamil	U	S	Min	132	0	23.70	5.5696	94.4737	62.98%
20	Růžička, Milan	U	S	Min	136	0	25.88	5.2550	89.1374	59.42%
21	Hrtánek, Michal	U	S	Min	136	0	26.62	5.1089	86.6595	57.77%
22	Musil, Eduard	U	S	Min	144	0	28.77	5.0052	84.9001	56.60%
23	Majer, David	U	S	Min	136	0	28.42	4.7854	81.1709	54.11%
24	Hubner, Luboš	U	S	Min	134	0	29.12	4.6016	78.0547	52.04%
25	Legierski, Radim	U	S	Min	144	0	32.32	4.4554	75.5747	50.38%
26	Navrátil, Antonín	U	S	Min	140	0	31.45	4.4515	75.5080	50.34%
27	Nejedlý, Josef	U	S	Min	132	20	26.03	4.3027	72.9843	48.66%
28	Vopařil, Josef	U	S	Min	132	30	27.30	3.7363	63.3757	42.25%
29	Konvičná, Růžena	U	S	Min	128	0	35.19	3.6374	61.6987	41.13%
30	Sitta, Ondřej	U	S	Min	128	30	28.18	3.4776	58.9889	39.33%
31	Hoffman, Hana	U	S	Min	144	0	45.61	3.1572	53.5535	35.70%

Černá Hora Cup 1.Kolo - Situace 2 - 2024-03-16



Stage Results - Classic

Place	Name	No.	Class	Div	PF	Points	Pen	Time	Hit Factor	Stage Pts	Stage %
1	Šamalík, Josef		U	C	Min	144	0	23.49	6.1303	150.0000	100.00%
2	Radkovič, Michal		U	C	Min	133	10	23.11	5.3224	130.2318	86.82%

Stage Results - Open

Place	Name	No.	Class	Div	PF	Points	Pen	Time	Hit Factor	Stage Pts	Stage %
1	Kadlčík, Karel		U	O	Min	150	0	17.91	8.3752	150.0000	100.00%
2	Hudeček, František		U	O	Maj	144	0	17.36	8.2949	148.5622	99.04%
3	Hořínek, Miloš		U	O	Maj	145	0	17.51	8.2810	148.3124	98.87%
4	Pecha, Tomáš		U	O	Maj	140	0	17.87	7.8344	140.3134	93.54%
5	Neplech, Martin		U	O	Min	148	0	20.85	7.0983	127.1309	84.75%
6	Štefánek, Lukáš		U	O	Min	148	0	25.15	5.8847	105.3948	70.26%
7	Ševčík, Jan		U	O	Maj	139	10	22.34	5.7744	103.4194	68.95%
8	Maruška, Vítězslav		U	O	Min	137	10	22.08	5.7518	103.0149	68.68%
9	Bartoš, Richard		U	O	Maj	139	0	33.03	4.2083	75.3706	50.25%
10	Kirinovič, Miroslav		U	O	Maj	129	30	29.50	3.3559	60.1047	40.07%

Stage Results - Production

Place	Name	No.	Class	Div	PF	Points	Pen	Time	Hit Factor	Stage Pts	Stage %
1	Jedlička, Jakub		U	P	Min	146	0	18.75	7.7867	150.0000	100.00%
2	Jedlička, Jiří		U	P	Min	144	0	18.87	7.6312	147.0044	98.00%
3	Barák, Roman		U	P	Min	146	0	19.49	7.4910	144.3048	96.20%
4	Rangotis, Filip		U	P	Min	144	0	20.07	7.1749	138.2149	92.14%
5	Gabriel, Jiří		U	P	Min	137	10	18.89	6.7231	129.5124	86.34%
6	Kaprál, Vojtěch		U	P	Min	138	0	20.67	6.6763	128.6111	85.74%
7	Cehelský, Petr		U	P	Min	144	0	22.07	6.5247	125.6897	83.79%
8	Míčová, Lenka		U	P	Min	138	0	21.41	6.4456	124.1658	82.78%
9	Třinactý, Petr		U	P	Min	136	0	21.35	6.3700	122.7102	81.81%
10	Míča, Rudolf		U	P	Min	144	0	23.26	6.1909	119.2594	79.51%
11	Kočí, Michal		U	P	Min	138	0	22.92	6.0209	115.9856	77.32%
12	Krejčířová, Lenka		U	P	Min	136	0	23.66	5.7481	110.7296	73.82%
13	Mikolášek, Daniel		U	P	Min	146	0	25.99	5.6175	108.2147	72.14%

14	Sitta, Jiří	U	P	Min	142	0	26.88	5.2827	101.7651	67.84%
15	Černý, Lubomír	U	P	Min	132	0	26.67	4.9494	95.3434	63.56%
16	Kučeřík, Petr	U	P	Min	132	0	27.45	4.8087	92.6342	61.76%
17	Malík, Pavel	U	P	Min	138	0	29.47	4.6827	90.2067	60.14%
18	Bouša, Tomáš	U	P	Min	125	10	24.57	4.6805	90.1638	60.11%
19	Klíč, Karel	U	P	Min	142	0	30.94	4.5895	88.4113	58.94%
20	Šalplachta, Vaclav	U	P	Min	130	20	25.10	4.3825	84.4226	56.28%
21	Jurásek, Petr	U	P	Min	135	10	29.58	4.2258	81.4051	54.27%
22	Pelikánova, Petra	U	P	Min	138	0	34.37	4.0151	77.3462	51.56%
23	Koutná , Zuzana	U	P	Min	134	0	33.57	3.9917	76.8941	51.26%
24	Černá, Lenka	U	P	Min	135	10	31.47	3.9720	76.5161	51.01%
25	Kaděrka, Rudolf	U	P	Min	140	0	37.43	3.7403	72.0523	48.03%
26	Rudiš, Ivan	U	P	Min	150	0	40.87	3.6702	70.7011	47.13%
27	Melichar, Jiří	U	P	Min	144	0	39.62	3.6345	70.0145	46.68%
28	Pícha, Jiří	U	P	Min	136	0	38.77	3.5079	67.5745	45.05%
29	Langr, Ondřej	U	P	Min	119	30	25.53	3.4861	67.1551	44.77%
30	Čajka, Tomáš	U	P	Min	134	0	38.62	3.4697	66.8393	44.56%
31	Kalbáč, Martin	U	P	Min	121	40	24.43	3.3156	63.8706	42.58%
32	Halata, Jaroslav	U	P	Min	134	0	40.77	3.2867	63.3146	42.21%
33	Drásal, Michal	U	P	Min	126	30	31.02	3.0948	59.6169	39.74%
34	Mlynský , Miroslav	U	P	Min	122	30	36.30	2.5344	48.8226	32.55%
35	Šalplachtová, Lenka	U	P	Min	124	20	41.59	2.5006	48.1708	32.11%

Stage Results - Production Optics

Place	Name	No.	Class	Div	PF	Points	Pen	Time	Hit Factor	Stage Pts	Stage %
1	Mikolášek , Martin	U	PO	Min	140	0	14.18	9.8731	150.0000	100.00%	
2	Pijáček, Petr	U	PO	Min	136	0	16.27	8.3589	126.9962	84.66%	
3	Pavelka, Tomáš	U	PO	Min	150	0	18.31	8.1922	124.4636	82.98%	
4	Šporik, Jan	U	PO	Min	134	0	16.38	8.1807	124.2883	82.86%	
5	Brázda, Robert	U	PO	Min	144	0	18.18	7.9208	120.3395	80.23%	
6	Koudelka , Dan	U	PO	Min	126	0	15.96	7.8947	119.9436	79.96%	
7	Mach, Petr	U	PO	Min	137	10	17.39	7.3030	110.9542	73.97%	
8	Slavík, Daniel	U	PO	Min	134	30	15.31	6.7929	103.2043	68.80%	
9	Plch, Josef	U	PO	Min	138	0	21.49	6.4216	97.5623	65.04%	
10	Kozel, Richard	U	PO	Min	128	0	20.75	6.1687	93.7198	62.48%	
11	Mička, Luděk	U	PO	Min	144	0	23.56	6.1121	92.8596	61.91%	
12	Chovaniok, Jan	U	PO	Min	140	0	23.76	5.8923	89.5202	59.68%	
13	Slivečka, Zdeněk	U	PO	Min	138	30	24.61	4.3885	66.6732	44.45%	
14	Klusáčková, Hana	U	PO	Min	135	10	50.56	2.4723	37.5615	25.04%	

Stage Results - Revolver

Place	Name	No.	Class	Div	PF	Points	Pen	Time	Hit Factor	Stage Pts	Stage %
1	Knápek, Jaroslav	U	R	Maj	147	0	31.15	4.7191	150.0000	100.00%	
2	Neumann, Michal	U	R	Maj	144	0	39.22	3.6716	116.7043	77.80%	
3	Zajíček, Miloslav	U	R	Min	144	0	42.45	3.3922	107.8243	71.88%	
4	Štefl, Miloslav	U	R	Min	148	0	46.43	3.1876	101.3200	67.55%	

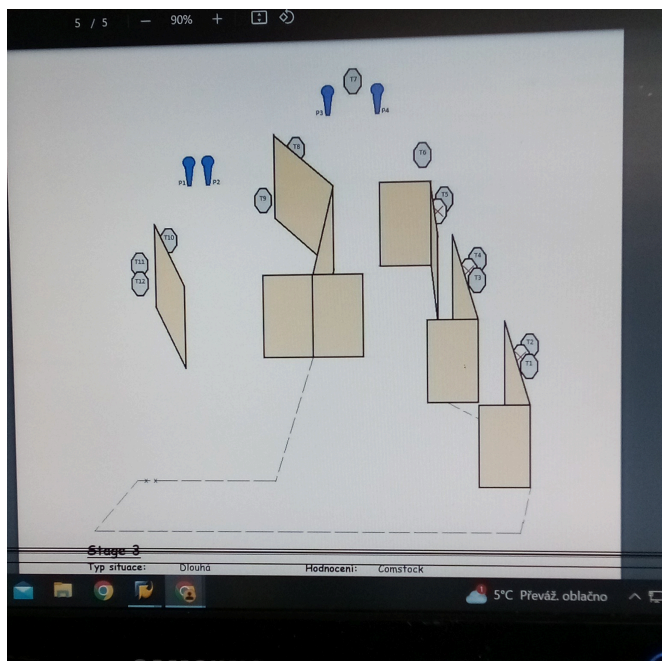
Stage Results - Standard

Place	Name	No.	Class	Div	PF	Points	Pen	Time	Hit Factor	Stage Pts	Stage %
1	Rakušan, Josef	U	S	Maj	145	0	15.21	9.5332	150.0000	100.00%	
2	Václavík, Jaroslav	U	S	Maj	142	0	17.70	8.0226	126.2314	84.15%	
3	Kubík, Karel	U	S	Maj	143	0	18.58	7.6964	121.0996	80.73%	
4	Šoustar, Ivo	U	S	Maj	146	0	19.47	7.4987	117.9884	78.66%	
5	Prečanová, Markéta	U	S	Min	138	0	18.58	7.4273	116.8654	77.91%	

6	Kaluža, Jiří	U	S	Maj	133	10	17.15	7.1720	112.8479	75.23%
7	Nejedlý, Josef	U	S	Min	142	0	20.02	7.0929	111.6032	74.40%
8	Topolovský, Lubomír	U	S	Min	136	0	19.55	6.9565	109.4573	72.97%
9	Michlíček, Lukáš	U	S	Min	137	10	18.49	6.8686	108.0735	72.05%
10	Peša, Jaroslav	U	S	Maj	143	0	21.13	6.7676	106.4851	70.99%
11	Rozehnal , Pavel	U	S	Min	138	0	21.16	6.5217	102.6162	68.41%
12	Jarco, Barsia	U	S	Min	138	0	21.78	6.3361	99.6951	66.46%
13	Janošek, Dušan	U	S	Min	138	0	21.89	6.3042	99.1941	66.13%
14	Jurásek, Ondřej	U	S	Maj	142	0	23.23	6.1128	96.1815	64.12%
15	Mudrich, Stanislav	U	S	Min	144	0	24.09	5.9776	94.0542	62.70%
16	Peša, Miroslav	U	S	Maj	141	0	23.68	5.9544	93.6893	62.46%
17	Vachoušková, Petra	U	S	Min	138	0	24.97	5.5266	86.9587	57.97%
18	David, Jaroslav	U	S	Maj	140	0	25.59	5.4709	86.0816	57.39%
19	Vopařil, Josef	U	S	Min	144	0	26.72	5.3892	84.7966	56.53%
20	Grohol, Radim	U	S	Min	140	0	26.47	5.2890	83.2198	55.48%
21	Růžička, Milan	U	S	Min	130	0	25.35	5.1282	80.6897	53.79%
22	Hrtánek, Michal	U	S	Min	136	0	26.72	5.0898	80.0857	53.39%
23	Sitta, Ondřej	U	S	Min	134	0	27.33	4.9030	77.1468	51.43%
24	Legierski, Radim	U	S	Min	150	0	32.32	4.6411	73.0251	48.68%
25	Formánek, Kamil	U	S	Min	128	0	28.07	4.5600	71.7497	47.83%
26	Navrátil, Antonín	U	S	Min	134	0	30.33	4.4181	69.5160	46.34%
27	Majer, David	U	S	Min	140	0	31.83	4.3984	69.2060	46.14%
28	Hubner, Luboš	U	S	Min	136	0	33.08	4.1112	64.6883	43.13%
29	Musil, Eduard	U	S	Min	135	10	30.88	4.0479	63.6920	42.46%
30	Konvičná, Růžena	U	S	Min	130	0	34.99	3.7153	58.4591	38.97%
31	Hoffman, Hana	U	S	Min	118	20	46.98	2.0860	32.8220	21.88%

Generated by PractiScore for Android (1.7.33 iGET) at 2024-03-16 17:15 +0100

Černá Hora Cup 1.Kolo - Situace 3 - 2024-03-16



Stage Results - Classic

Place	Name	No.	Class	Div	PF	Points	Pen	Time	Hit Factor	Stage Pts	Stage %
1	Šamalík, Josef		U	C	Min	132	0	21.00	6.2857	140.0000	100.00%
2	Radkovič, Michal		U	C	Min	131	10	20.66	5.8567	130.4453	93.18%

Stage Results - Open

Place	Name	No.	Class	Div	PF	Points	Pen	Time	Hit Factor	Stage Pts	Stage %
1	Hořínek, Miloš		U	O	Maj	135	0	14.91	9.0543	140.0000	100.00%
2	Ševčík, Jan		U	O	Maj	137	0	15.84	8.6490	133.7326	95.52%
3	Kadlčík, Karel		U	O	Min	136	0	16.46	8.2625	127.7559	91.25%
4	Pecha, Tomáš		U	O	Maj	128	10	14.54	8.1155	125.4843	89.63%
5	Neplech, Martin		U	O	Min	134	0	18.58	7.2121	111.5144	79.65%
6	Štefánek, Lukáš		U	O	Min	134	0	24.45	5.4806	84.7418	60.53%
7	Maruška, Vítězslav		U	O	Min	140	0	26.40	5.3030	81.9966	58.57%
8	Kirinovič, Miroslav		U	O	Maj	133	0	25.36	5.2445	81.0913	57.92%
9	Hudeček, František		U	O	Maj	127	10	22.87	5.1159	79.1028	56.50%
10	Bartoš, Richard		U	O	Maj	133	0	29.55	4.5008	69.5931	49.71%

Stage Results - Production

Place	Name	No.	Class	Div	PF	Points	Pen	Time	Hit Factor	Stage Pts	Stage %
1	Barák, Roman		U	P	Min	134	0	17.66	7.5878	140.0000	100.00%
2	Kaprál, Vojtěch		U	P	Min	134	0	17.90	7.4860	138.1229	98.66%
3	Cehelský, Petr		U	P	Min	134	0	18.06	7.4197	136.8992	97.79%
4	Jedlička, Jakub		U	P	Min	134	0	18.07	7.4156	136.8235	97.73%
5	Jedlička, Jiří		U	P	Min	136	0	18.34	7.4155	136.8212	97.73%
6	Mikolášek, Daniel		U	P	Min	136	0	18.51	7.3474	135.5646	96.83%
7	Gabriel, Jiří		U	P	Min	138	0	18.83	7.3287	135.2206	96.59%
8	Rangotis, Filip		U	P	Min	136	0	18.71	7.2688	134.1155	95.80%
9	Černý, Lubomír		U	P	Min	132	0	20.51	6.4359	118.7469	84.82%
10	Bouša, Tomáš		U	P	Min	128	0	20.12	6.3618	117.3805	83.84%
11	Míča, Rudolf		U	P	Min	130	0	21.24	6.1205	112.9283	80.66%
12	Šalplachta, Vaclav		U	P	Min	134	0	21.90	6.1187	112.8950	80.64%
13	Sitta, Jiří		U	P	Min	128	0	21.96	5.8288	107.5453	76.82%

14	Černá, Lenka	U	P	Min	134	0	23.48	5.7070	105.2981	75.21%
15	Langr, Ondřej	U	P	Min	126	0	22.73	5.5433	102.2787	73.06%
16	Kalbáč, Martin	U	P	Min	129	20	21.04	5.1806	95.5861	68.28%
17	Pelikánova, Petra	U	P	Min	134	0	26.13	5.1282	94.6192	67.59%
18	Míčová, Lenka	U	P	Min	134	0	26.16	5.1223	94.5107	67.51%
19	Kučerík, Petr	U	P	Min	128	0	25.42	5.0354	92.9070	66.36%
20	Kočí, Michal	U	P	Min	116	20	19.15	5.0131	92.4946	66.07%
21	Krejčířová, Lenka	U	P	Min	132	0	27.69	4.7671	87.9559	62.83%
22	Drásal, Michal	U	P	Min	130	0	27.69	4.6948	86.6232	61.87%
23	Třinactý, Petr	U	P	Min	127	10	25.09	4.6632	86.0397	61.46%
24	Jurásek, Petr	U	P	Min	136	0	29.86	4.5546	84.0355	60.03%
25	Kaděrka, Rudolf	U	P	Min	138	0	30.34	4.5485	83.9223	59.94%
26	Rudiš, Ivan	U	P	Min	136	0	30.63	4.4401	81.9230	58.52%
27	Klíč, Karel	U	P	Min	132	0	30.15	4.3781	80.7794	57.70%
28	Melichar, Jiří	U	P	Min	136	0	32.91	4.1325	76.2474	54.46%
29	Koutná , Zuzana	U	P	Min	130	0	32.07	4.0536	74.7925	53.42%
30	Mlynský , Miroslav	U	P	Min	134	0	35.76	3.7472	69.1387	49.38%
31	Čajka, Tomáš	U	P	Min	128	0	34.36	3.7253	68.7339	49.10%
32	Malík, Pavel	U	P	Min	123	20	27.71	3.7171	68.5827	48.99%
33	Šalplachtová, Lenka	U	P	Min	122	0	36.85	3.3107	61.0852	43.63%
34	Pícha, Jiří	U	P	Min	134	0	43.13	3.1069	57.3244	40.95%
35	Halata, Jaroslav	U	P	Min	123	10	38.39	2.9435	54.3093	38.79%

Stage Results - Production Optics

Place	Name	No.	Class	Div	PF	Points	Pen	Time	Hit Factor	Stage Pts	Stage %
1	Mikolášek , Martin	U	PO	Min	140	0	13.33	10.5026	140.0000	100.00%	
2	Slavík, Daniel	U	PO	Min	129	10	12.25	9.7143	129.4914	92.49%	
3	Šporik, Jan	U	PO	Min	134	0	14.01	9.5646	127.4961	91.07%	
4	Pijáček, Petr	U	PO	Min	132	0	15.15	8.7129	116.1426	82.96%	
5	Pavelka, Tomáš	U	PO	Min	136	0	15.91	8.5481	113.9459	81.39%	
6	Koudelka , Dan	U	PO	Min	136	0	16.52	8.2324	109.7385	78.38%	
7	Mach, Petr	U	PO	Min	130	0	17.40	7.4713	99.5920	71.14%	
8	Brázda, Robert	U	PO	Min	132	0	20.16	6.5476	87.2798	62.34%	
9	Plch, Josef	U	PO	Min	125	10	18.04	6.3747	84.9751	60.70%	
10	Slivečka, Zdeněk	U	PO	Min	132	0	23.38	5.6459	75.2592	53.76%	
11	Mička, Luděk	U	PO	Min	125	10	21.06	5.4606	72.7896	51.99%	
12	Kozel, Richard	U	PO	Min	123	10	22.78	4.9605	66.1234	47.23%	
13	Chovaniok, Jan	U	PO	Min	140	0	37.93	3.6910	49.2012	35.14%	
14	Klusáčková, Hana	U	PO	Min	118	0	47.19	2.5005	33.3321	23.81%	

Stage Results - Revolver

Place	Name	No.	Class	Div	PF	Points	Pen	Time	Hit Factor	Stage Pts	Stage %
1	Knápek, Jaroslav	U	R	Maj	136	0	28.46	4.7786	140.0000	100.00%	
2	Neumann, Michal	U	R	Maj	138	0	32.66	4.2254	123.7904	88.42%	
3	Zajíček, Miloslav	U	R	Min	134	0	37.03	3.6187	106.0169	75.73%	
4	Štefl, Miloslav	U	R	Min	138	0	38.61	3.5742	104.7137	74.80%	

Stage Results - Standard

Place	Name	No.	Class	Div	PF	Points	Pen	Time	Hit Factor	Stage Pts	Stage %
1	Rakušan, Josef	U	S	Maj	131	0	13.50	9.7037	140.0000	100.00%	
2	Jurásek, Ondřej	U	S	Maj	135	0	15.47	8.7266	125.9024	89.93%	
3	Prečanová, Markéta	U	S	Min	136	0	16.87	8.0616	116.3093	83.08%	
4	Václavík, Jaroslav	U	S	Maj	137	0	18.21	7.5233	108.5428	77.53%	
5	Šoustar, Ivo	U	S	Maj	134	0	17.96	7.4610	107.6438	76.89%	

6	Michlíček, Lukáš	U	S	Min	128	0	17.90	7.1508	103.1686	73.69%
7	Rozehnal , Pavel	U	S	Min	128	0	18.04	7.0953	102.3679	73.12%
8	Kubík, Karel	U	S	Maj	134	0	19.21	6.9755	100.6394	71.89%
9	Peša, Jaroslav	U	S	Maj	133	0	19.72	6.7444	97.3050	69.50%
10	Kaluža, Jiří	U	S	Maj	132	0	19.77	6.6768	96.3292	68.81%
11	Topolovský, Lubomír	U	S	Min	130	0	19.65	6.6158	95.4490	68.18%
12	Nejedlý, Josef	U	S	Min	128	0	19.52	6.5574	94.6064	67.58%
13	Peša, Miroslav	U	S	Maj	129	0	20.10	6.4179	92.5943	66.14%
14	Grohol, Radim	U	S	Min	132	0	21.65	6.0970	87.9643	62.83%
15	David, Jaroslav	U	S	Maj	132	0	22.27	5.9273	85.5154	61.08%
16	Jarco, Barsia	U	S	Min	132	0	22.46	5.8771	84.7920	60.57%
17	Hrtánek, Michal	U	S	Min	132	0	22.47	5.8745	84.7542	60.54%
18	Růžička, Milan	U	S	Min	130	0	22.87	5.6843	82.0102	58.58%
19	Janošek, Dušan	U	S	Min	127	10	21.17	5.5267	79.7362	56.95%
20	Vopařil, Josef	U	S	Min	138	0	25.39	5.4352	78.4164	56.01%
21	Formánek, Kamil	U	S	Min	122	0	22.63	5.3911	77.7796	55.56%
22	Navrátil, Antonín	U	S	Min	124	0	23.56	5.2632	75.9341	54.24%
23	Mudrich, Stanislav	U	S	Min	128	0	24.46	5.2330	75.4995	53.93%
24	Musil, Eduard	U	S	Min	136	0	25.99	5.2328	75.4959	53.93%
25	Legierski, Radim	U	S	Min	134	0	28.11	4.7670	68.7756	49.13%
26	Sitta, Ondřej	U	S	Min	140	0	30.01	4.6651	67.3058	48.08%
27	Hubner, Luboš	U	S	Min	122	0	27.23	4.4804	64.6402	46.17%
28	Konvičná, Růžena	U	S	Min	132	0	30.41	4.3407	62.6250	44.73%
29	Majer, David	U	S	Min	124	10	30.48	3.7402	53.9611	38.54%
30	Hoffman, Hana	U	S	Min	130	0	42.49	3.0595	44.1415	31.53%
31	Vachoušková, Petra	U	S	Min	126	0	45.80	2.7511	39.6913	28.35%